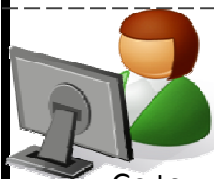




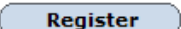
UCD eRecruitment Applicant Guide

1. Logging On / Registering

Choose (A) External OR (B) Internal Applicant






(A) External Applicants



- Go to www.ucd.ie/jobvacancies
- Click 
- Search / Select vacancy you are applying for
- First time users must register for an account by selecting  in the navigation pane on left hand side.
- Complete registration form & click 







(B) Internal Applicants UCD Staff

- Go to www.ucd.ie/jobvacancies
- Click 
- Log in to ESS using your UCD Connect username and password
- Click 

- Click on jobs under internal or external vacancies for further details

2. Complete Application

- Select the job title of the position you wish to apply for and select 
- Complete personal details page and select  which will bring you to the application checklist and an outline of sections to be completed.

Personal Details	Required
Applicant Document Details	Required
Reference Details	Required <i>(Academic posts only)</i>
Qualification Details	Optional
Questionnaire	Required
Recruitment Source	Required
Diversity & Equality Monitoring	Optional


- When section completed a  will show
- To submit, click the checkbox to indicate you have read the declaration and click 
- You may also click  to save & return to your application or click 
- To view or apply for another vacancy click [Search Vacancies](#) on left hand side

3. FAQs

Q: How can I view my application after it was submitted?

A: Click on [Application History](#) in the navigation pane on left hand side.

Q: How can I access a job description if competition has closed?

A: If you have applied for the position, click on [Application History](#) in the navigation pane on left hand side and select . In navigation pane select [Job Specification](#) to view job details.

Q: I am an external applicant and have forgotten my password what can I do?

A: In the login section enter e-mail address & Click [Send New Password](#)

Q: I am a returning applicant, why isn't my CV already there?

A: The recruitment system will save some of your personal details however we need the most recent copy of your CV & request the most up-to-date version to be submitted

Q: How do I withdraw my application after submission?

A: Please contact UCD HR staffing@ucd.ie stating vacancy ref No. & your applicant ID